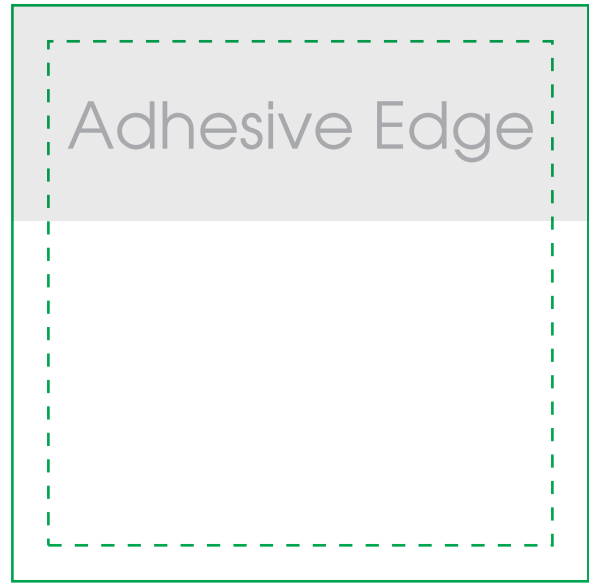





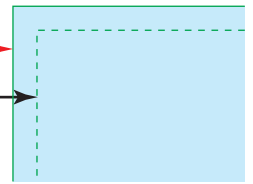
Top Sheet
 Trim Size: 3" w x 3" h
 Imprint Area: 2.625" w x 2.625" h
 Bleed Area: ****NO BLEED****



Cube Side
 Trim Size: 3.015" w x 2.99" h
 Imprint Area: 2.62" w x 2.595" h
 Bleed Area: 3.015" w x 2.99" h



DIE CUT EDGE → (this will be the actual edge of the pad)
PRINT MARGIN → (any objects **NOT** intended to bleed **MUST** be inside this print margin)



PLEASE NOTE:
 A color printed on the cube side will not be an exact match to the same color printed on the top sheet, due to differences in the printing processes.



RULER IS IN INCHES. VERIFY RULER ACCURACY ONCE PRINTED OUT ONTO PAPER.